



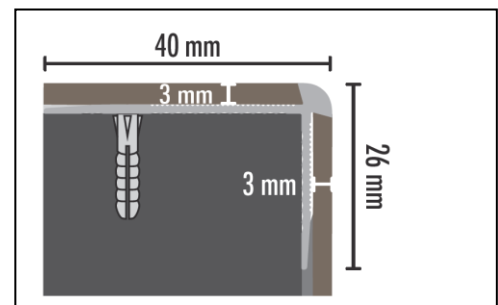
Quick-Step® Livyn stair profile Glue



Finishing profile for stairs and steps

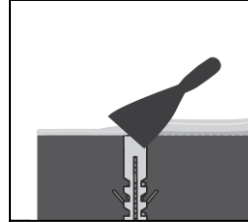
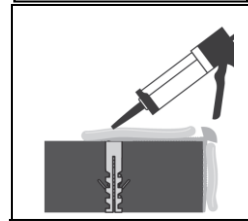
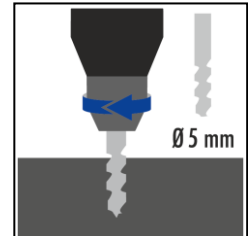
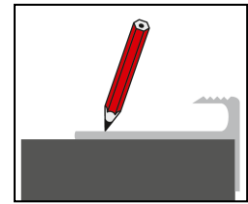
Product Specifications:

- Contents: 1 pre-drilled profile
- Dimensions: 200 x 4 x 2,6 cm
- Ordering code: QSVSTPGLUE, order per 1 pc
- Very slim profile for use with **glued** Livyn floors.
- For use on stairs and steps.
- Wear-resistant quality aluminium, silver tone.
- Installation with screws and plugs (not included).



Installation

- Use this profile on every outer corner of your stairs
- Make sure the step is clean, dust-free and level.
- Saw the profile to the correct length.
- The Quick-Step® stair profile has pre-drilled and countersunk drill holes. Mark the drill holes on the subfloor with a pen.
- Use screws with a diameter of 5 mm.
- **Installation on mineral subfloors:** Aluminium basic profiles should be firmly screwed into the surface.
- **Installation on wooden subfloors:** evaluate the need to use plugs (depends on the type of wood), alternatively screw directly into the wooden subfloor.
- Apply the Quickstep One4all glue over the basic profile and level out carefully.
- Then place the Livyn planks.



TIP:

- With the Quick-Step® Livyn tool and cutting knife you can precisely cut the Livyn plank to fit your staircase.

